


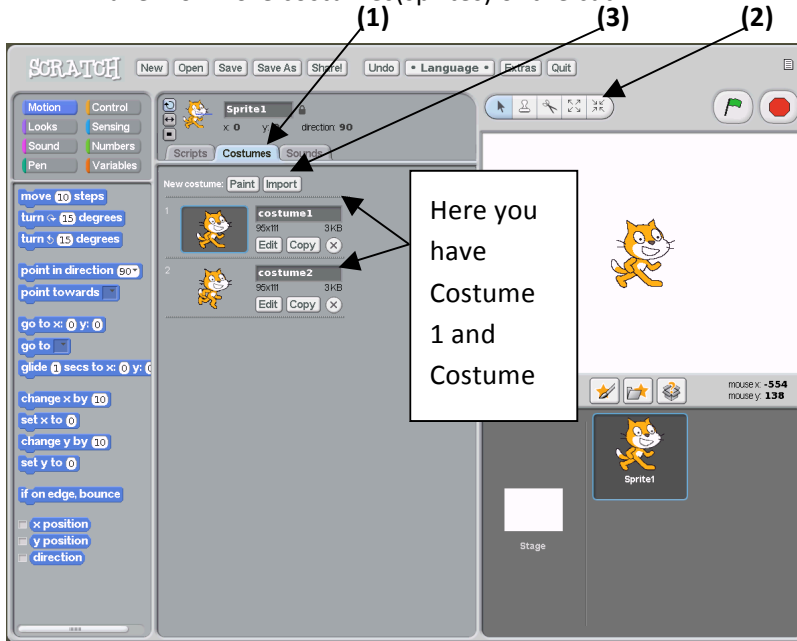


XO Time - week 10

Hello my Rwandese friends! Have you had fun with Scratch last time?  To have more fun with scratch , we can animate the sprite (make the cat walk). This is whar we call an ANIMATION.



To do it, you need more than one costume (sprite). So, click on the "costumes" (1) to see if you already have 2 or more costumes(sprites) of the cat.



Resize the cat to make it smaller. To make it

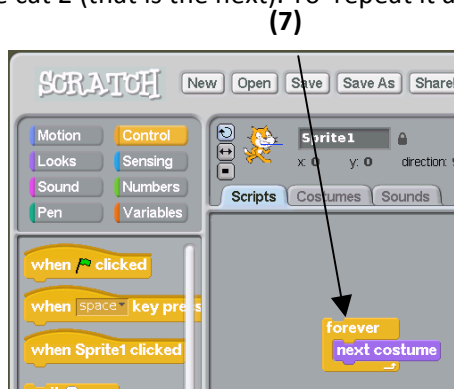
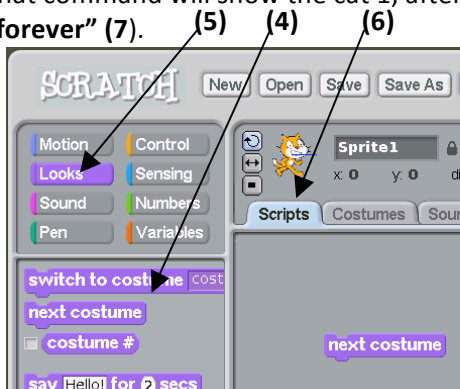


you click on (2) and click over the cat. Keep on clicking up to the needed size.

If you don't have 2 costumes, click over "import" (3) and choose the same sprite (cat) in other

Animation is made from a sequence of images, that keep changing. Here we can change the images of the sequence using the block "next costume" (4), inside of "Looks" (5). For add the block click over "Scripts" (6).

That command will show the cat 1, after the cat 2 (that is the next). To repeat it again and again you can use it inside "forever" (7).



Try also add the blocks:



My challenge for you this week is to teach the cat to walk and to do different things with animation. Try new blocks!

To SAVE your work: 1) Click on Save; 2) click on Desktop; 3) Click in New file name and write a name for the project; 4) So, click OK.

Send your questions to: xo@laptop.org

YOU CAN FIND HELP WITH MY FRIENDS FROM OLPC SATURDAY, SEPTEMBER 12, 2:00-4:00pm AT MTN CENTER AT BOURBON CAFÉ (just look for people with XOs) Bring your XO!!!

TO SEND YOUR WORK: if you are connected on the Internet, send your work, by pressing "Share!".

Once you press "share" just do the following:

- For login, type: xotime
- For password, type: rwanda
- Here, type your name and project name
- Then write some info about you, your age, school, details about your project, etc.
- Then click 'ok'